



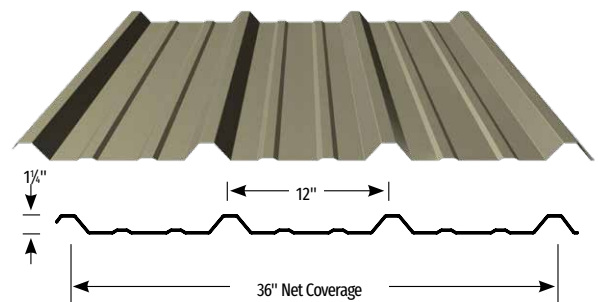
PBR Panel is an economical, structural, through-fastened roof and wall panel suitable for general usage.

Properties									Standard Finishes	
Gauge	Base Steel Thickness (in)	Yield (ksi)	Tensile (ksi)	Wt. (lbs/ft ²)	I+ (in ⁴ /ft)	S+ (in ⁴ /ft)	I- (in ⁴ /ft)	S- (in ⁴ /ft)	Metallic Coating	Paint System
26	0.0173	80	82	0.85	0.0460	0.0377	0.0396	0.0457	AZ50	Cool Dura Tech™ nt
24	0.0232	50	65	1.14	0.0644	0.0609	0.0567	0.0629	AZ50	Cool Dura Tech™ 5000 (polyvinylidene fluoride) or Cool Dura Tech™ mx (metallic polyvinylidene)
22	0.0294	50	65	1.44	0.0833	0.0853	0.0744	0.0807	AZ50	

NOTES: The moments of inertia, I' and I-, presented for determining deflection are: $(2I_{\text{Effective}} + I_{\text{Gross}})/3$

FEATURES AND BENEFITS

- 36" coverage metal roof and wall panel.
- Minimum recommended slope 1:12.
- Gauges: 22ga, 24ga and 26ga in standard finishes.
- Refer to Color Charts for all color options and paint systems. Color inventory may vary by manufacturing facility and gauge. Inquire with customer service for availability.
- Custom manufactured panel lengths: 6'-0" to 50'-0".
- Matching polycarbonate panels available.
- Purlin-bearing leg speeds installation and improves the quality of panel side laps providing a consistent weather resistant joint
- Roof assemblies Class A Fire Rated when installed on non-combustible deck or framing per IBC or IRC or when installed in accordance to UL listings (UL790). Wall assemblies rated for fire resistance (UL263) when installed in accordance with UL listings.
- Building Code Approval Report: IAPMO-UES #ER-0550.



OPTIONAL FEATURES

- Short cut sheets from 6'-0" to 1'-0". Additional fees and lead times may apply.
- Custom colors, thick film primer and/or clear coat paint finishes available. Subject to 4,500 square feet minimum order.
- Perforation options available for an additional charge. Minimum order size 1,500 square feet. Select from standard perforation patterns with open areas of 7.8%, 13.8%, 23.4%, 30.6% or 41.4%.
- Stucco embossed available in 26ga, 24ga, and 22ga. Subject to minimum order size of 1,500 square feet.
- Steel conforming to Buy America available. Inquire for more information.

Customer Service Centers

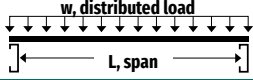
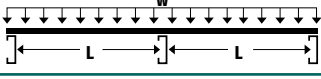
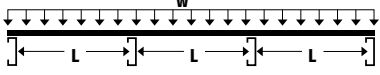
Salem, OR: 503-390-7174 or 800-272-7023 | Spokane, WA: 509-536-4097 or 800-776-8771

www.ascbp.com

Protect What's Important with Metal Roofing and Siding from ASC Building Products

LOAD TABLE

Gauge	Span	Cond.	Allowable Inward Loads (lbs/ft ²) per Span (ft.-in.)								
			2'-0"	2'-6"	3'-0"	3'-6"	4'-0"	5'-0"	6'-0"	7'-0"	8'-0"
26	Single Span	ASD, W/Ω	226	144	100	74	56	36	25	18	14
		L/180	-	-	-	-	-	32	19	12	8
	Double Span	ASD, W/Ω	253	166	117	86	66	43	29	21	17
		L/180	-	-	-	-	-	-	-	-	-
	Triple Span	ASD, W/Ω	307	204	144	107	82	53	37	27	21
		L/180	-	-	-	-	-	-	35	22	15
24	Single Span	ASD, W/Ω	304	195	135	99	76	49	34	25	19
		L/180	-	-	-	-	-	45	26	16	11
	Double Span	ASD, W/Ω	301	196	136	100	77	49	35	25	19
		L/180	-	-	-	-	-	-	-	-	-
	Triple Span	ASD, W/Ω	370	242	170	125	96	62	43	32	24
		L/180	-	-	-	-	-	-	-	31	21
22	Single Span	ASD, W/Ω	426	273	189	139	106	68	47	35	27
		L/180	-	-	-	-	-	58	34	21	14
	Double Span	ASD, W/Ω	389	252	176	129	100	63	44	33	25
		L/180	-	-	-	-	-	-	-	-	-
	Triple Span	ASD, W/Ω	480	312	219	161	124	80	55	41	30
		L/180	-	-	-	-	-	-	-	40	27

Inward Loads	Single Span		NOTES: Top values based on allowable stress (ASD). Bottom values based on a deflection limit of L/180. "-" denotes that the allowable load is limited by the panel stress (ASD) vs. deflection limit. Steel conforms to ASTM A653 (Galvanized) or ASTM A792 (ZINCALUME) structural steel. Tabulated values are for positive (inward) uniform loading only. Values are based on the American Iron and Steel Institute "Cold Formed Steel Design Manual" (AISI S100-16). Refer to www.aepspan.com for more complete performance data, including outward (wind uplift) panel attachment tables.
	Double Span		
	Triple Span		

Oil Canning : All flat metal surfaces can display waviness commonly referred to as "oil canning". "Oil canning" is an inherent characteristic of steel products, not a defect, and therefore is not a cause for panel rejection.



ASC Building Products is Proudly Distributed by:

